
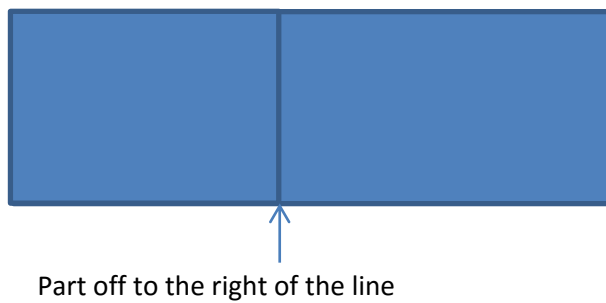
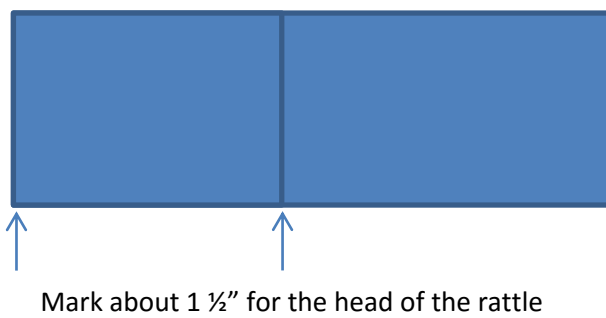
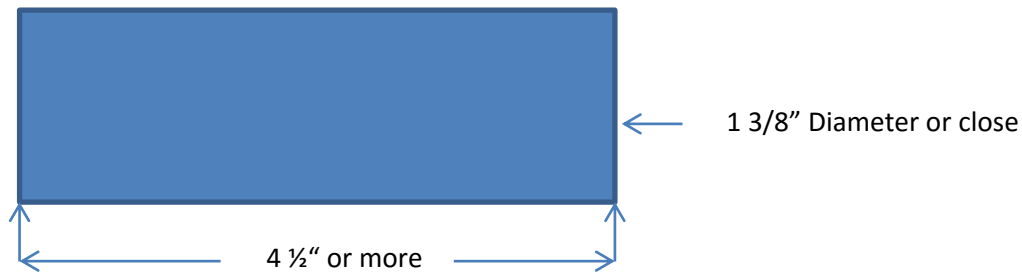
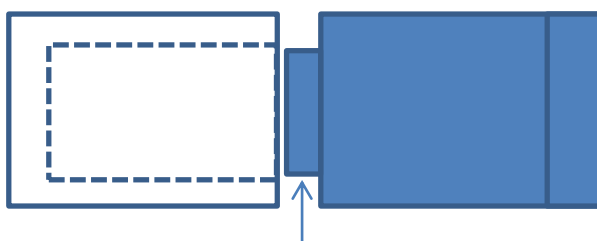



# One Type of Baby Rattle

---




With Jacobs chuck and a 1" forstner bit drill in 1 1/4" or less






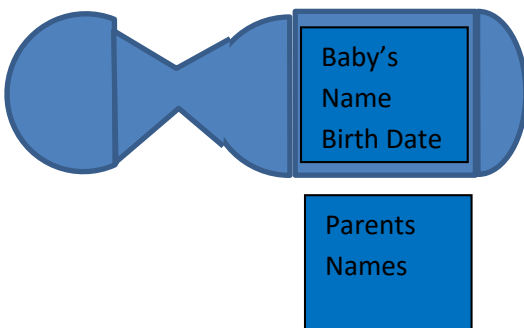
Put about 12 to 15 black eyed peas in head and glue up



Reverse and round over end and start middle  
Ensure diameter is no smaller than 1 1/4"



Reverse again and finish handle.  
Embellish as you see fit. One I use often is to burn lines at each end of the rattle head to give boundaries for the name, etc.



Add the baby's name, birth date, and the parents first names. I type in a word document, pick a font and size to fit, use carbon paper and a pencil to transfer, then use a wood burning pen to burn in the names, etc.

*Robin  
James  
Logan*

*October 1,  
2015*

*Borne to  
Linda and  
Donald*

Sand and leave bare or I will use some Walnut oil to finish.